



City of Hollister Residential Fence Guidelines

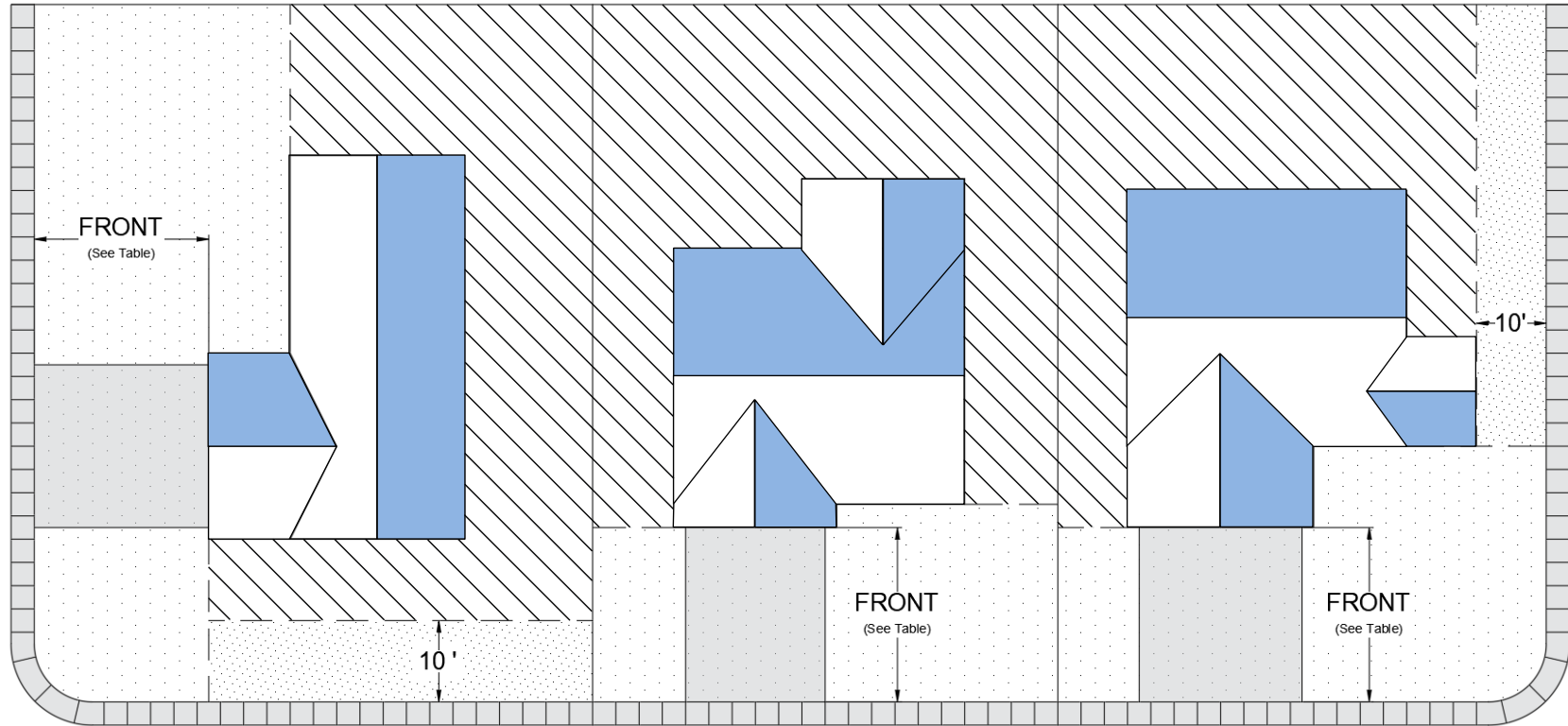


FIGURE 1.




TABLE 1. Fence Height		
Key	Max Height (No Permit Required)	Max Height with Fence Extension Approval by Engineering
 Side/Rear	6' + 2' Lattice	No Exception
 Front	3'	4'
 10' Setback Streetside Corner	3'	6' + 2' Lattice

TABLE 2. Front Yard Setback by Zone						
Zoning District	R1*	R2	R3*	OT(M)	R4*	OT(H)
Front Yard Setback	18' to Residence 20' to Garage	18' to Residence 20' to Garage	15'	15'	15'	15'

*Properties within the Planned Development (PD) or Performance Overlay (R1-L/PZ, R3-M/PZ, R4-H/PZ) may have front yard setbacks that differ from the standard front yard setback. Contact the Planning Department at planning@hollister.ca.gov with questions.