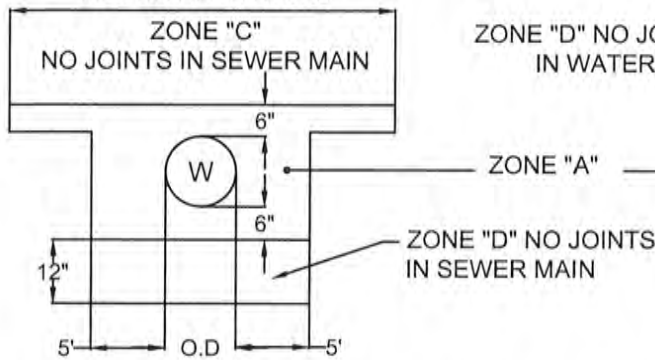
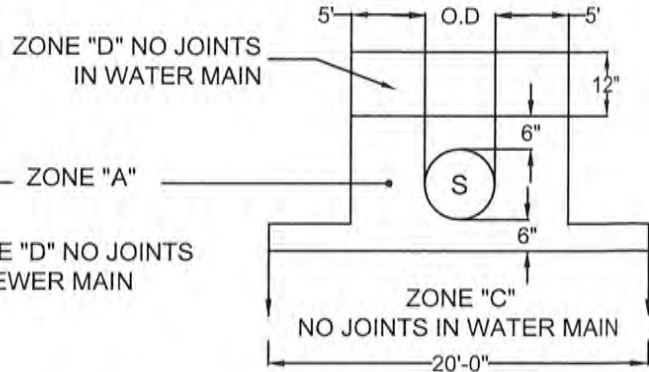


NEW SEWER MAIN

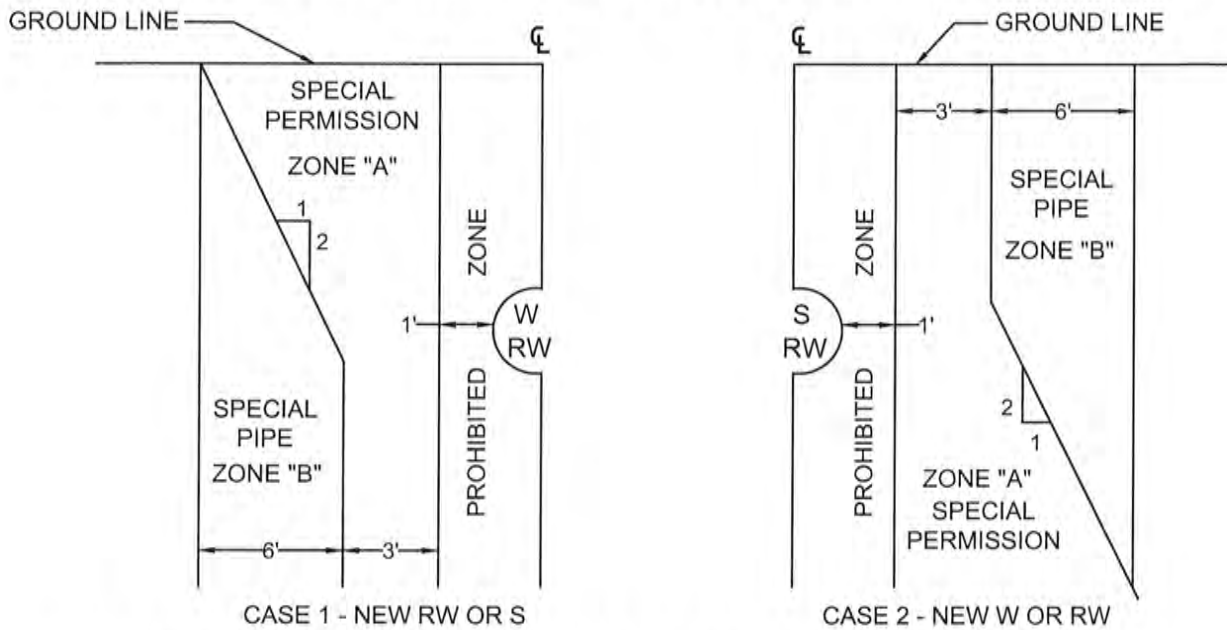
12' SOLVENT-WELD JOINTED PIPE
20' FOR ALL OTHERS



NEW WATER MAIN



TRENCH SECTION FOR PERPENDICULAR CONSTRUCTION



TRENCH SECTION FOR PARALLEL CONSTRUCTION


NOTES:

1. PARALLEL CONSTRUCTION WILL BE ALLOWED ONLY WHEN 10' HORIZONTAL SEPARATION BETWEEN SEWER AND WATER LINES CANNOT BE MAINTAINED, AND ONLY AS APPROVED BY THE CITY ENGINEER.
2. ZONE "A"-CONSTRUCTION WITH SPECIAL PERMISSION ONLY.
3. ZONE "B"-SEWER MUST BE SOLVENT WELD JOINT COMPOSITE PIPE, OR WATER MUST BE AWWA C-900, CLASS 200, OR D.I.P. CLASS 50.
4. ZONE "C" & "D"-SEWER & WATER PIPE TO MEET CITY STANDARD REQUIREMENTS.
5. ALL DIMENSIONS ARE MINIMUM AND APPLY ONLY TO GRAVITY SEWER MAINS. THE ZONES ILLUSTRATED ARE NOT APPLICABLE WITH SEWER PRESSURE MAINS.
6. REQUIREMENTS APPLY TO BOTH SANITARY SEWER AND STORM SEWER.

TITLE:

WATER/SEWER SEPARATION REQUIREMENTS

DRAWN BY: STAFF	SCALE: NONE
REVIEWED BY: DANNY HILLSTOCK	REVISED: OCTOBER, 2019
CITY OF HOLLISTER ENGINEERING DEPARTMENT	

APPROVED:  CITY ENGINEER: DANNY HILLSTOCK, LIC. NO. 70647	DATE: 11-5-19
---	------------------

STANDARD PLAN E-1 SHEET 1 OF 1
